

Adapt

commercial desking



The Adapt range of bench desking shares leg components to offer flexibility and functionality to offices. The modern styling enhances the open plan look and feel. Available in a range of sizes and configurations with complementary primary and secondary storage.

Tel: **(0)151 548 7111**
Fax: **(0)151 548 6369**

Dams Furniture Ltd
Charley Wood Road, Knowsley Industrial Park,
Knowsley, Merseyside L33 7SG
www.dams.com



Overview

Introduction

Adapt is a cost effective, versatile desking solution. The clean linear design has the options of fabric screens, and complementing cable management trays.

Adapt starter units are available at two functional lengths of 1200 and 1600mm with numerous easily assembled configurations using the add-on units.

The system is UK manufactured to high quality standards. Desktops are produced using 25mm Beech and white scratch resistant tops with ABS edging. The metal frame is finished using C3281 Regal Silver.

MFC Board sourced from FSC certified suppliers.

Adapt

bench desking



Features & Benefits

- 25mm thick Melamine Faced Chipboard (MFC) desk top. manufactured using 96% recycled timber.
- ABS Edging. An impact resistant, rigid plastic edging that matches the MFC board. Robust edging that prevents moisture from entering the MFC.
- Cable ports. 80mm diameter.

Available Finish

NEW



Beech



White

Colours available Beech and White. Please add suffix when ordering. eg. BCH128S in White = BCH128SWH

Product Dimensions

Please note the letters refer to the width or depth of the corresponding side.



Features

1

Metal Legs and Frame work finished in C3281 Regal Silver. Inset inner legs for total knee clearance along a combined desk module.

2

Multiple Desk Connection. Recessed legs offer continuous work spaces.



Single Desk



Single desk with 2 cable ports.



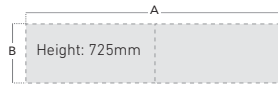
CODE	A	B
BCH128S	1200	800
BCH168S	1600	800

Select your colour: Beech (B) • White (WH)

Single Configuration



Two single desks in a side by side configuration with one central shared leg frame.



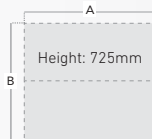
CODE	A	B
BCH24	2400	800
BCH32	3200	800

Select your colour: Beech (B) • White (WH)

Back To Back Desks



Two desks in a back to back configuration with no screen.



CODE	A	B
BCH1216S	1200	1630
Will Not Accept Screens		
BCH1616S	1600	1630
Will Not Accept Screens		

Select your colour: Beech (B) • White (WH)

Double Back To Back Desks



Four desks in a back to back configuration, with a recessed center leg support. Will not accept screens



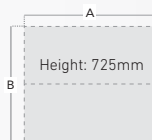
CODE	A	B
BCH241630	2400	1630
Will Not Accept Screens		
BCH321630	3200	1630
Will Not Accept Screens		

Select your colour: Beech (B) • White (WH)

Back To Back Desks Accepts screens



Two desks in a back to back configuration . Designed to fit screens.



CODE	A	B
BCH1216SG	1200	1630
Will Accept Screens		
BCH1616SG	1600	1630
Will Accept Screens		

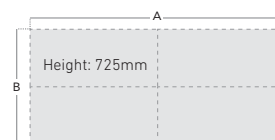
Select your colour: Beech (B) • White (WH)

Screens sold separately.

Double Back To Back Desks Accepts screens



Four desks in a back to back configuration, with a recessed center leg support. Designed to fit screens.



CODE	A	B
BCH241630G	2400	1630
Will Accept Screens		
BCH321630G	3200	1630
Will Accept Screens		

Select your colour: Beech (B) • White (WH)

Screens sold separately.

Adapt Screens



CODE	A
AR12	1200
AR16	1600

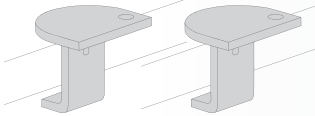
Please Note: Screens must be ordered with fabric selection below 'Band A' - e.g. **AR12-K**



Screens are made to order. Alternative colours available POA.

Single Desk Screen Fixing Brackets

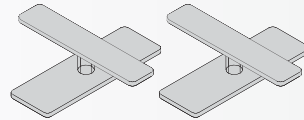
Please note: Must be ordered when connecting screens to single units only.



SIDE-REAR

Double Desk Screen Fixing Brackets

Please note: Must be ordered when connecting screens to double units only.



BCHSCRBRKT

CODE
SIDE-REAR
BCHSCRBRKT

3 Drawer Desk High Pedestal and 2 Drawer mobile Pedestal



Mobile: 25mm MFC top, 18mm MFC carcass, lockable drawers, Ferrari metal drawer runners, solid drawer sides, accommodates both A4 and foolscap files.

Desk high: Two box and one filing drawer, fully lockable with adjustable feet. Accepts both A4 and Foolscap files.



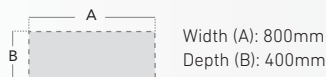
CODE	A	B	DRAWERS
MOM2MP	424	600	2 Drawer
MOM800P	424	800	3 Drawer

Finish: White only (WH)

Bookcase



Solid 18mm back, 25mm tops. Adjustable shelves.



CODE	HEIGHT	SHELVES
ML	740	1
MM	1440	3
MT	1790	4

Finish: White only (WH)

Cupboard



Solid 18mm back, 25mm tops. Adjustable shelves. Metal handles. Lockable.

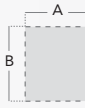


CODE	HEIGHT	SHELVES
MLC	740	1
MMC	1440	3
MTC	1790	4

Finish: White only (WH)



Anti-tilt, 100% extension ball bearing runners, fully locking, 45Kg drawer weight loading, Supplied with handles, accepts foolscap only.



CODE	A	B	H	DRAWERS
MF2	480	650	730	2 Drawers
MF3	480	650	1045	3 Drawers
MF4	480	650	1360	4 Drawers

Finish: White only (WH)



25mm MFC top, 18mm MFC carcass, Lockable drawers, Ferrari metal drawer runners, solid drawer sides, R2M accommodates both A4 and foolscap files.



CODE	A	B	DRAWERS
R2M	424	600	2 Drawers
R3M	424	600	3 Drawers

Finish: Beech only (B)



Two box and one filing drawer, fully lockable with adjustable feet. Accepts both A4 and foolscap files. *Please Note: Carcass 600mm deep.



CODE	A	B
R25DH*	424	800

Finish: Beech only (B)



With metalbox drawer and solid 18mm drawer base. DMP2 with 1 shallow drawer and 1 filing drawer. DMP3 with 3 shallow drawers, both fully locking. DMP2 accepts both A4 & foolscap files. Handles optional.



CODE	A	B	Drawers
DMP2	426	600	2 Drawers
DMP3	426	600	3 Drawers

Finish: Beech only (B)



P83: 800mm deep, designed to fit alongside all 800mm deep desks. Fully locking, metalbox drawer surrounds with 18mm solid drawer base, accepts both A4 & foolscap files. Handles optional.



CODE	A	B
P83	426	800

Finish: Beech only (B)



Customise your pedestals & executive side filer with these stylish handles. CH2 used on DMP2. CH3 Used on P63/P83/DMP3. CH4 used on DSF2.

CODE	QUANTITY
CH2	2 Handles
CH3	3 Handles

Finish: Matt Nickel (Zinc Alloy)



Drop down cable management tray. Wire cable tray drops to expose cables fitted with plastic end covers.

Note: Specify sizes shorter than desk size eg: 1600 desk use WB1400-S

CODE	DESCRIPTION
WB0800-S	WIDTH: 800mm
WB1000-S	WIDTH: 1000mm
WB1200-S	WIDTH: 1200mm
WB1400-S	WIDTH: 1400mm

Finish: Silver



Tel: **(0)151 548 7111**
Fax: **(0)151 548 6369**

Dams Furniture Ltd
Charley Wood Road, Knowsley Industrial Park,
Knowsley, Merseyside L33 7SG
www.dams.com
