


DENVER

RECEPTION UNIT





DENVER

MODULAR RECEPTION

Denver complete modular reception unit that can be arranged in a variety of configurations with the desk and hutch units. Available in beech finish either as a straight desk or corner unit with matching hutch, in a scratch resistant finish. The cable ports link up between the top and base units.

MFC board sourced from FSC Certified Supplier.

FEATURES & BENEFITS

- 25mm MFC desk top
- ABS edging. Impact resistant, rigid plastic edging that matches the MFC board
- Cable ports. 65mm diameter cable ports supplied with desk

AVAILABLE COLOURS

Colours available in Beech only.

BEECH (B)

PRODUCT DIMENSIONS

Please note the letters refer to the width or depth of the corresponding side.



CODE	A	B
RU8D	800	800
RU12D	1200	800

Finish: Beech only.

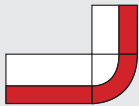
EXAMPLE CONFIGURATIONS

1



2 x RU8D
2 x RU8H
1 x RUCD
1 x RUCH
1 x RU12D

2



1 x RU8D
1 x RU8H
1 x RUCD
1 x RUCH
1 x RU12D
1 x RU12H

3



2 x RU12D
2 x RU12H
1 x RU8D

4



2 x RU12D
2 x RU12H
2 x RUCH
2 x RUCD
1 x RU8D
1 x RU8H

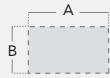


DENVER

PRODUCT OVERVIEW

DENVER STRAIGHT BASE UNIT

25mm MFC, 3mm robust ABS edging, simple cam and pin construction, height levelling feet, cable access ports align with desktop units.



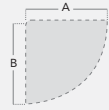
A: 800/1200
B: 800
Height: 742mm



Available Finish: Beech only

DENVER CORNER BASE UNIT

25mm MFC, 3mm robust ABS edging, simple cam and pin construction, supplied fully built, height levelling feet.




A: 800
B: 800
Height: 742mm



Available Finish: Beech only

DENVER STRAIGHT COUNTER TOP

25mm MFC, 3mm robust ABS edging, simple cam and pin construction, height levelling feet, cable access ports align with desktop units.



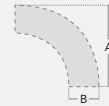
A: 800/1200
B: 350
Height: 430mm



Available Finish: Beech only

CORNER COUNTER TOP

25mm MFC, 3mm robust ABS edging, simple cam and pin construction, supplied fully built, height levelling feet.



A: 800
B: 350
Height: 430mm



Available Finish: Beech only

