

# MODULAR STORAGE

## FURNITURE



### STYLES



Lockers



Shelving

### SPECIFICATION



Designed &  
manufactured

EN527-1:2011, EN527-2:2016, EN1729-2:2012+A1:2015



## FLUX SHELVING

PAGE 116



## FLUX LOCKERS

PAGE 122

# FLUX

## MODULAR SHELVING



### RANGE



Single



Double



Triple



Accessories

### SPECIFICATION



Product  
guarantee




Designed &  
manufactured

**SOCIAL  
SPACES**





**The Flux modular shelving system** epitomises the future of adaptable, modern design. Flux has a capacitor for an infinite number of layout options and shapes to help create work zones in any space to promote privacy or transparency as needed. The crisp, clean aesthetic of the black frame allows you to break up the workplace landscape while bringing together a wide range of complementary components and products – while never compromising on design.




## FRAMES



Black  
Steel

## WOOD finishes




Grey Oak  
(GO)



Kendal Oak  
(KO)

## Single Starter Units



CODE	W	D	H	RRP
<b>FL-12S</b>	420	420	845	<b>£378</b>
<b>FL-13S</b>	420	420	1245	<b>£480</b>
<b>FL-14S</b>	420	420	1645	<b>£592</b>
<b>FL-15S</b>	420	420	2045	<b>£674</b>

- Two and three high tower units supplied with 1 linking bracket
- Four and five high tower units supplied with 2 linking brackets

## Double Starter Units



CODE	W	D	H	RRP
<b>FL-22D</b>	820	420	845	<b>£429</b>
<b>FL-23D</b>	820	420	1245	<b>£562</b>
<b>FL-24D</b>	820	420	1645	<b>£674</b>
<b>FL-25D</b>	820	420	2045	<b>£756</b>

- Two and three high tower units supplied with 1 linking bracket
- Four and five high tower units supplied with 2 linking brackets

## Linking Brackets

### Brackets - How to

Each Flux configuration starts with a starter unit – which can be single or double wide and up to 5 high.

Then simply add your add-on units & accessories to suit your needs.



CODE	DESCRIPTION	W	D	H	RRP
<b>FL-BKT-LNK</b>	Linking bracket	380	40	5	<b>£26</b>

- Linking bracket to connect Flux units together
- Add additional brackets to large configurations for increased stability



\*Bracket highlighted for illustration purposes only



Black Steel





## Accessories

Build your frames and add your accessories to meet your personal requirements.

Please note:  
Single units are also supplied for 90° corner fixings

## Inner Shelves



CODE	DESCRIPTION	W	D	H	RRP
<b>FL-IS1</b>	Single	380	420	25	<b>£52</b>
<b>FL-IS2</b>	Double	780	420	25	<b>£72</b>

- Single or double shelf to sit inside black steel frame
- Add some storage and a new dimension to flux storage units

## Cubbies



CODE	DESCRIPTION	W	D	H	RRP
<b>FL-CB1</b>	Single	380	420	380	<b>£113</b>
<b>FL-CB2</b>	Double	780	420	380	<b>£133</b>

- Single or double cubby unit to sit inside black steel frame
- Create the perfect storage solution or display

## Planters



CODE	DESCRIPTION	W	D	H	RRP
<b>FL-PL1</b>	Single	420	420	195	<b>£164</b>
<b>FL-PL2</b>	Double	820	420	195	<b>£194</b>

- Single or double planter box to sit on black steel frame
- Featuring an area in the top for plants or standing pots

## Top Shelves



CODE	DESCRIPTION	W	D	H	RRP
<b>FL-TS1</b>	Single	420	420	25	<b>£62</b>
<b>FL-TS2</b>	Double	820	420	25	<b>£77</b>
<b>FL-TS3</b>	Triple	1220	420	25	<b>£87</b>

- Single or double shelf to sit on top of black steel frame
- Ideal for storage or showing off items

## Cubby Shelf



CODE	DESCRIPTION	W	D	H	RRP
<b>FL-CS1</b>	Single	380	420	195	<b>£108</b>

- Half cubby unit to sit inside black steel frame
- Tidy away messy items and accessories on stylish cubby shelves

## Planters with plants



CODE	DESCRIPTION	W	D	H	RRP
<b>FL-PLP1</b>	Single	420	420	195	<b>£276</b>
<b>FL-PLP2</b>	Double	820	420	195	<b>£434</b>

- Single or double planter box complete with plants to sit on black steel frame
- Add some greenery to the workplace for a biophilic look




Grey Oak (GO) Kendal Oak (KO)

Please add finish when ordering eg. **FL-IS1** in Grey Oak = **FL-IS1-GO**

Triple Unit with Seat



Triple Unit with Media Unit



\*Rear whiteboard

\*Front TV bracket



CODE	W	D	H	Band A	Band B	Band C
<b>FL-SM3</b>	1220	420	2045	<b>£1200</b>	<b>£1400</b>	<b>£1600</b>

- Triple wide 5 high tower unit with central cut away
- Padded seat and sides in made to order fabric

CODE	DESCRIPTION	W	D	H	RRP
<b>FL-MM3</b>	Triple with media	1220	420	2045	<b>£1429</b>

- Triple wide 5 high tower unit with two sided media unit
- Media unit with cable management for TV & whiteboard on reverse side

Cube Seating



CODE	W	D	H	Band A	Band B	Band C
<b>FL-SC1</b>	380	420	380	<b>£220</b>	<b>£230</b>	<b>£240</b>

- Fully upholstered cube seat to fit inside frames
- Colourful, modern addition to enhance any workspace

Locker



CODE	DESCRIPTION	W	D	H	RRP
<b>FL-BLD1</b>	Single	380	420	380	<b>£235</b>

- Fully lockable locker unit to fit inside frame
- Keep valuables and technology safe and secure



Grey Oak (GO) Kendal Oak (KO)

Please add finish when ordering eg. **FL-BLD1** in Grey Oak = **FL-BLD1-GO**



# FLUX

## MODULAR LOCKERS



**SOCIAL  
SPACES**

### RANGE



900mm

1300mm

1900mm

Locks

Accessories

### SPECIFICATION



Product  
guarantee




Designed &  
manufactured



5 weeks  
lead time



**The Flux modular locker system** offers adaptable architecture. The tower system offers flexible and secure personal storage solutions that can be used in any configurations.



### WOOD finishes



Barcelona Walnut  
(BW)




Beech  
(B)



Grey Oak  
(GO)



Kendal Oak  
(KO)



Olive Green  
(OL)



Onyx Grey  
(OG)



Sea Blue  
(SE)



Smoke Blue  
(SM)



White  
(WH)



Wine Red  
(WR)

## 900mm High Locker Towers

## Top and Plinth Panels - Required



FLS09-1D



FLS09-2D



CODE	W	D	H	-CL	-ML	-DL	RL
<b>FLS09-1D</b>	400	520	900	<b>£375</b>	<b>£428</b>	<b>£454</b>	<b>£480</b>
<b>FLS09-2D</b>	400	520	900	<b>£417</b>	<b>£521</b>	<b>£573</b>	<b>£625</b>

- 1 door or 2 door options available in 10 wood finish options
- 500mm deep premium systems cupboards with levelling feet

Lockers dont include top & plinth panels  
Order separately based on the configuration

## 1300mm High Locker Towers



FLS13-1D



FLS13-2L



FLS13-2U



FLS13-3D

CODE	W	D	H	-CL	-ML	-DL	-RL
<b>FLS13-1D</b>	400	520	1300	<b>£407</b>	<b>£459</b>	<b>£485</b>	<b>£511</b>
<b>FLS13-2L</b>	400	520	1300	<b>£448</b>	<b>£553</b>	<b>£605</b>	<b>£657</b>
<b>FLS13-2U</b>	400	520	1300	<b>£448</b>	<b>£553</b>	<b>£605</b>	<b>£657</b>
<b>FLS13-3D</b>	400	520	1300	<b>£521</b>	<b>£678</b>	<b>£756</b>	<b>£834</b>

- 1 door, 2 door or 3 door options available in 10 wood finish options
- Choice of key lock, combination lock or digital locks available

Lockers dont include top & plinth panels  
Order separately based on the configuration



Barcelona Walnut  
(BW)



Beech  
(B)



Grey Oak  
(GO)



Kendal Oak  
(KO)



Olive Green  
(OL)



Onyx Grey  
(OG)



Sea Blue  
(SE)



Smoke Blue  
(SM)



White  
(WH)



Wine Red  
(WR)



1700mm High Locker Towers



FLS17-1



FLS17-2D




FLS17-2L



FLS17-2U



FLS17-3L



FLS17-3M



FLS17-3U



FLS17-4D

CODE	W	D	H	-CL	-ML	-DL	-RL
FLS17-1D	400	520	1700	£448	£500	£527	£553
FLS17-2D	400	520	1700	£495	£599	£652	£704
FLS17-2L	400	520	1700	£511	£615	£667	£719
FLS17-2U	400	520	1700	£511	£615	£667	£719
FLS17-3L	400	520	1700	£553	£709	£787	£865
FLS17-3M	400	520	1700	£553	£709	£787	£865
FLS17-3U	400	520	1700	£553	£709	£787	£865
FLS17-4D	400	520	1700	£652	£860	£964	£1068

Lockers dont include top & plinth panels  
Order separately based on the configuration

- 1 door, 2 door, 3 door or 4 door options available in 10 wood finish options
- Supplied empty but can be fitted with a range of internal fitments



Barcelona Walnut  
(BW)



Beech  
(B)



Grey Oak  
(GO)



Kendal Oak  
(KO)



Olive Green  
(OL)



Onyx Grey  
(OG)



Sea Blue  
(SE)



Smoke Blue  
(SM)



White  
(WH)



Wine Red  
(WR)

# LOCKING MECHANISMS

FLUX LOCKER SYSTEM

## Standard keyed cam lock



### -CL

The cam latch is secured on the inside of the locker, rotating as you lock and unlock the device

- Supplied with 2 keys to close locker
- Rotate by 90 degrees clockwise to unlock and anti-clockwise to lock



## Mechanical combination lock



### -ML

Keyless access with a 4 wheel code combination and up to 10,000 unique combinations

- Change or reset the code easily
- Master key to retrieve forgotten codes



## Digital keypad lock



### -DL

10 button keypad which will perform up to 15,000 openings, without the need for keys

- Generate a unique 4 digit private code
- Rotate swivel handle for opening and closing



## Digital RFID lock



### -RL

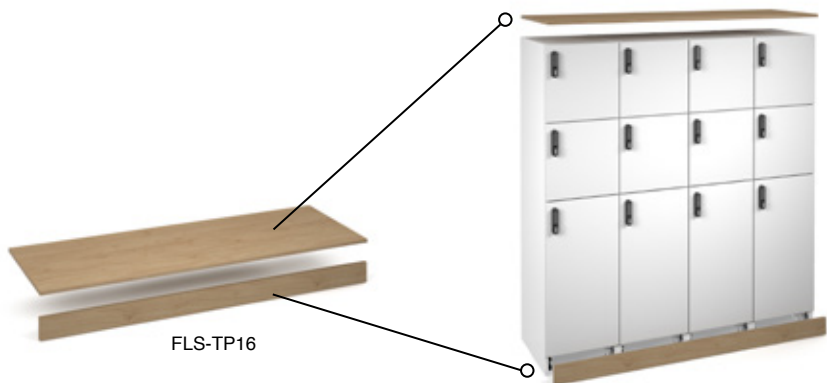
A simple, smart card, radio frequency identification lock providing codeless & keyless access

- Use card supplied to swipe and open locker
- Rotate swivel handle for opening and closing



Add locking mechanism suffix code when ordering, e.g. **FLS-09-1D-CL**

## Top and Plinth Panels - Required



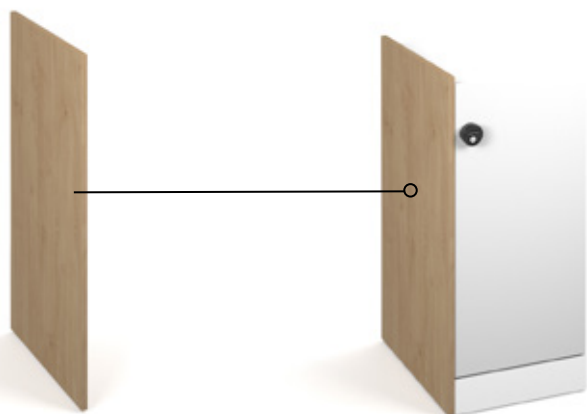
CODE	W	D	H	RRP
<b>FLS-TP04</b>	400	525	18	<b>£79</b>
<b>FLS-TP08</b>	800	525	18	<b>£89</b>
<b>FLS-TP12</b>	1200	525	18	<b>£99</b>
<b>FLS-TP16</b>	1600	525	18	<b>£110</b>

- Finishing panels for the top and base of runs of lockers for added security
- Top and plinth panels must be ordered for all locker combinations including single lockers

**Example 1**  
4 individual lockers use 1 x 4 wide tops & plinths

**Example 2**  
6 individual lockers use 2 x 3 wide tops & plinths

## Side panels



FLS-SP09

CODE	W	D	H	RRP
<b>FLS-SP09</b>	18	525	900	<b>£63</b>
<b>FLS-SP13</b>	18	525	1300	<b>£73</b>
<b>FLS-SP17</b>	18	525	1700	<b>£89</b>

- Single finishing panels available for 900mm, 1300mm & 1700mm high locker towers
- Contains fittings to attach to the sides of runs of lockers to enhance aesthetics

## Accessories



FLS-WR



FLS-FCH

CODE	DESCRIPTION	RRP
<b>FLS-WR</b>	Internal clothes rail	<b>£21</b>
<b>FLS-FCH</b>	Folding coat hook	<b>£37</b>

- Hanging coat rail and folding hook to fit on the inside of 3 or 4 high locker units
- Ideal for use in cloakrooms and changing rooms to keep coats and bags safe



Please add finish suffix code when ordering, followed by -SP e.g. **FLS-SP09** in Grey Oak = **FLS-SP09-GO**